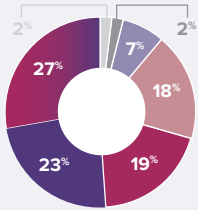


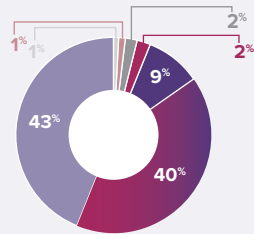
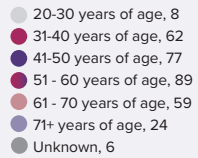
Application statistics 1 to 31 August 2022

Total Applications **325**

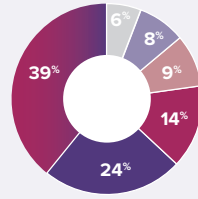
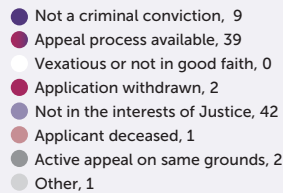
Average received (monthly) **13**




AGE



STATEMENT OF REASON



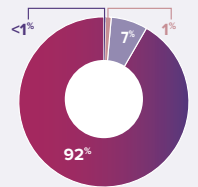
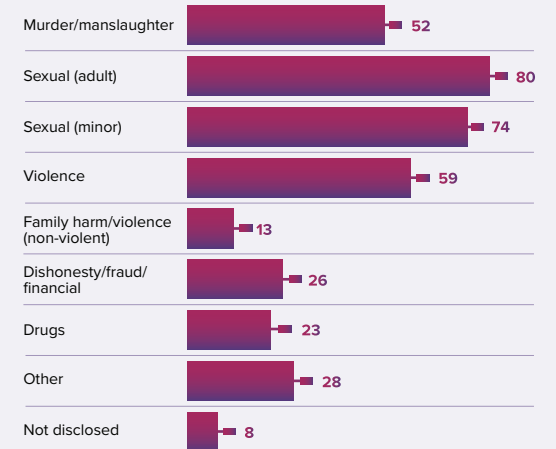
CASE AGE



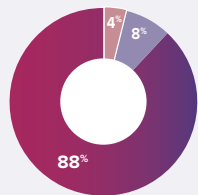

APPLICATION TOTALS

	2020	2021	2022
July	43	18	7
August	18	19	10
September	19	5	
October	21	4	
November	24	8	
December	17	6	
January		23	1
February		12	8
March		7	7
April		15	5
May		9	6
June		13	7

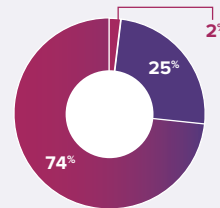
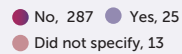
OFFENCE TYPE



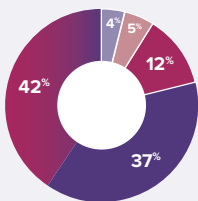
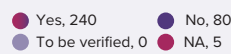
GENDER



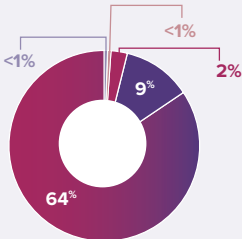
SENTENCE REVIEW ONLY



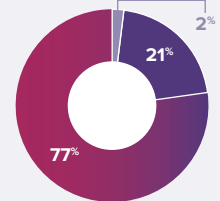
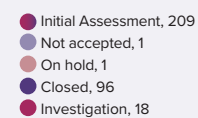
COMPLETED APPEALS



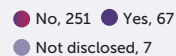
ETHNIC GROUP



APPLICATION STATUS



CONVICTED WITH OTHERS



IN PRISON

